


LED FLAT PANEL EDGE LIT
MLFP SERIES G2



2x2



2x4



PRODUCT DESCRIPTION:

Typically used to replace 2'x2' and 2'x4' fluorescent fixtures, the FlatMax Edge Lit LED Flat Panel Series is designed to lay in drop ceilings in offices, schools, and healthcare applications. The flat panels are fully dimmable, and are compatible with building controls, motion sensors, timers, and daylight harvesting systems.

The design of the panels produces an even, consistent shadowless light. The LEDs enable long life, high lumen maintenance, and are low maintenance and constructed without hazardous materials

FEATURES:

- Standard dimming: 0-10V dimming
- Five year limited warranty
- CRI: ≥80
- Fits standard T-bar and narrow grid drop ceilings
- Available in 1'x4', 2'x2' and 2'x4' sizes
- Standard white finish
- IC Rated for direct insulation contact

APPLICATION

FlatMax Edge Lit LED Flat Panels are the ideal energy-efficient replacements for fluorescent fixtures in offices, schools, hospitality, healthcare, and other commercials and industrial applications that require slim installation depth.

MODEL SELECTION (Full list of order codes on pg. 2)		Typical order example: MLFP22EP3050		
MLFP	SIZE	WATTAGE (NOMIAL)	CCT	OPTIONS
MLFP= Flat Panel Edge Lit	14EP= 1'X4'	30= 30W	35= 3500K 41= 4100K 50= 5000K	(OMIT)= None EM= Battery Backup Unit
	22EP= 2'X2'	30= 30W 35= 36W ³		
	24EP= 2'X4'	40= 40W 48= 48W ³		

NOTES:

1. 1x4 flat panel is made to order only (contact MaxLite for additional information)
2. In the event of a power failure, the battery backup unit switches to emergency mode and operates the fixture for at 800 lumens for a minimum of 90 minutes
3. 2x2 35W and 2x4 48W are not DLC qualified

OPTIONAL ACCESSORIES:

ORDER CODE	MODEL NUMBER	DESCRIPTION
99968	MLFPFK1X4-215	1x4 Flat Panel Flange Kit
99969	MLFPFK2X2-215	2x2 Flat Panel Flange Kit
99970	MLFPFK2X4-215	2x4 Flat Panel Flange Kit
100995	MLSMKFP14E-215	1x4 Edge Lit Surface Mount Kit
100996	MLSMKFP22E-215	2x2 Edge Lit Surface Mount Kit
100997	MLSMKFP24E-215	2x4 Edge Lit Surface Mount Kit
102258	MLCHK2X2-215	Cable Hanging Kit for 2x2 Edge Lit Flat Panel (4 Wires)
102259	MLCHK2X4-215	Cable Hanging Kit for 2x4 Edge Lit Flat Panel (4 Wires)

SPECIFICATIONS:

ITEM	SPECIFICATION	DETAILS								
		MLFP14EP3035	MLFP14EP3041	MLFP14EP3050	MLFP22EP3035	MLFP22EP3041	MLFP22EP3050	MLFP24EP4035	MLFP24EP4041	MLFP24EP4050
GENERAL PERFORMANCE	Power Consumption (W)	29.8	29.9	29.8	30.4	30.5	30.4	37.6	38.1	38.3
	Lumens Delivered (lm)	3,420	3,510	3,580	3,600	3,680	3,710	4,440	4,640	4,770
	Efficacy (lm/W)	115	117	120	118	120	122	118	121	124
	CRI	≥80								
	Color Temperature (K)	3500, 4100, 5000								
	L70 Lifetime (Hours)	50,000								
	Color Consistency	Proprietary binning for uniform color								
ELECTRICAL	Power Factor	≥0.99								
	Input Voltage	120-277V								
	Compatible Dimmers	Designed to be compatible with most 0-10V dimmers								
PHYSICAL	Weight	9 lbs			10.6 lbs			15 lbs		
	Mounting	Mounts into standard T-Bar/Grid drop ceiling								
	Operating Temperature	-4°F to 104°F								
	Humidity	20-85% RH, non-condensing								
CERTIFICATION	Certification	cULus, FCC, DLC Standard								
	Material Usage	RoHS compliant; no mercury								
	Environment	Indoor Damp / IC rated								
	Warranty	5 years								

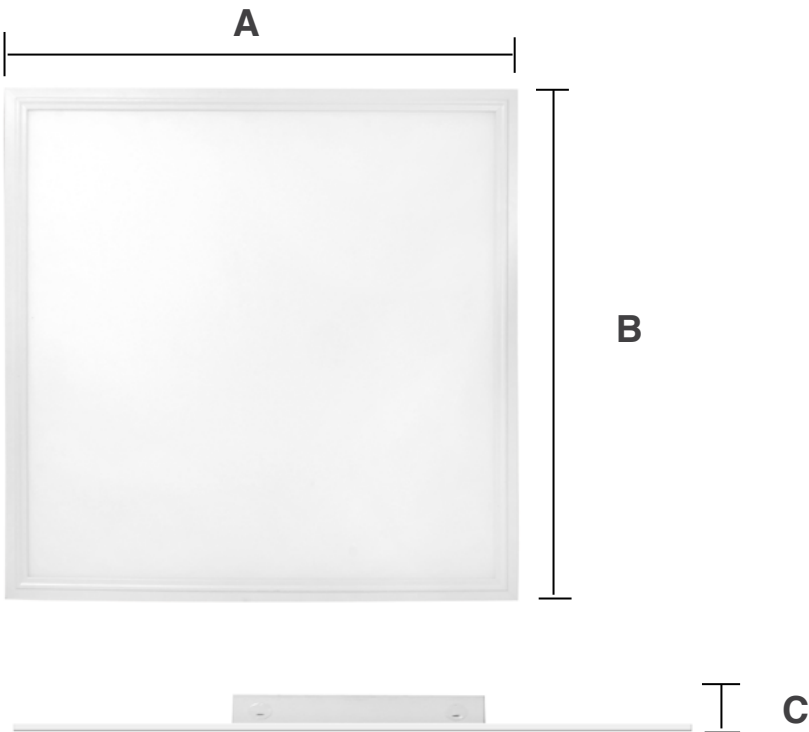

ITEM	SPECIFICATION	DETAILS					
		MLFP22EP3535	MLFP22EP3541	MLFP22EP3550	MLFP24EP4835	MLFP24EP4841	MLFP24EP4850
GENERAL PERFORMANCE	Power Consumption (W)	34.9	35.8	35.9	44.3	44.6	45.1
	Lumens Delivered (lm)	4,440	4,550	4,640	5,700	5,810	6,030
	Efficacy (lm/W)	127	127	129	129	130	134
	CRI	≥80					
	Color Temperature (K)	3500, 4100, 5000					
	L70 Lifetime (hours)	50,000					
	Color Consistency	Proprietary binning for uniform color					
ELECTRICAL	Power Factor	≥0.99					
	Input Voltage	120-277V					
	Compatible Dimmers	Designed to be compatible with most 0-10V dimmers					
PHYSICAL	Weight	10.6 lbs			15 lbs		
	Mounting	Mounts into standard T-Bar/Grid drop ceiling					
	Operating Temperature	-4°F to 104°F					
	Humidity	20-85% RH, non-condensing					
CERTIFICATION	Certification	cULus, FCC					
	Material Usage	RoHS compliant; no mercury					
	Environment	Indoor Damp / IC rated					
	Warranty	5 years					

Lighting layouts and spacing criteria available upon request

ORDERING:

ORDER CODE	MODEL NUMBER	WATTAGE	CCT
105914	MLFP14EP3035	30W	3500K
105915	MLFP14EP3041		4100K
105916	MLFP14EP3050		5000K
105920	MLFP22EP3035	30W	3500K
105921	MLFP22EP3041		4100K
105922	MLFP22EP3050		5000K
107699	MLFP22EP3535	35W	3500K
107700	MLFP22EP3541		4100K
107701	MLFP22EP3550		5000K
105926	MLFP24EP4035	40W	3500K
105927	MLFP24EP4041		4100K
105928	MLFP24EP4050		5000K
107702	MLFP24EP4835	48W	3500K
107703	MLFP24EP4841		4100K
107704	MLFP24EP4850		5000K

DIMENSIONS:



PRODUCT	A	B	C
1x4	47.7"	11.9"	2.2"
2x2	23.8"	23.8"	2.2"
2x4	47.7"	23.8"	2.2"